


#RegionVIYouthToday

RISK BEHAVIOR OF YOUNG PEOPLE IN WESTERN VISAYAS

PART 1



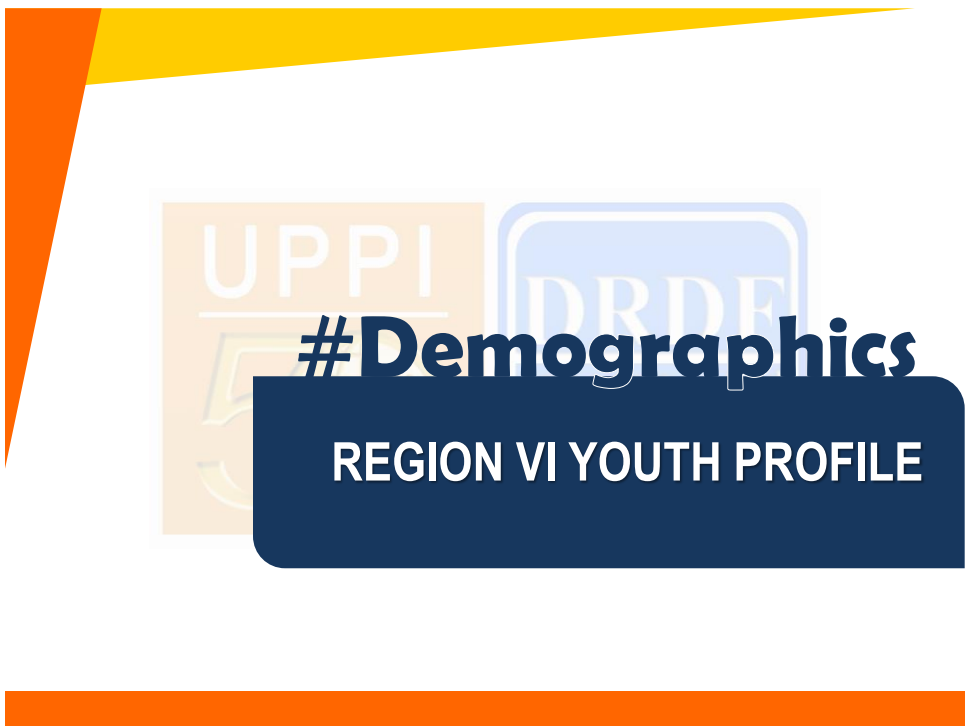
Demographic Research & Development Foundation, Inc.
University of the Philippines Population Institute

OUTLINE

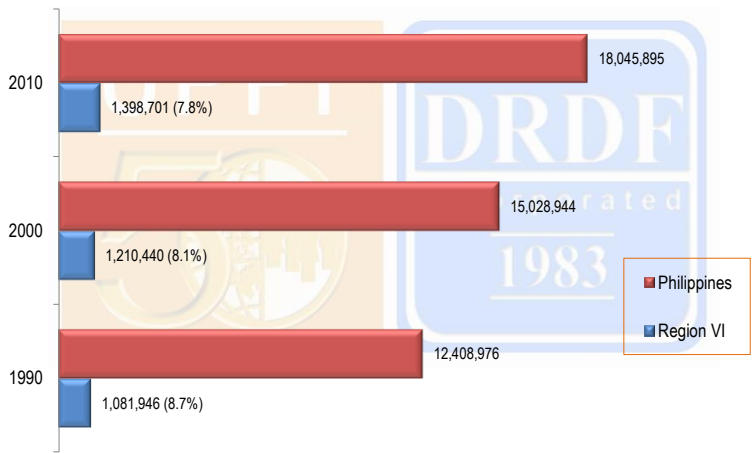
- Demography of the youth in Region VI
- The 2013 YAFS Study
- Background characteristics, health and lifestyle
- Nonsexual risk behaviors
- Sources of information about sex and reproduction
- Summary

#YAFS4

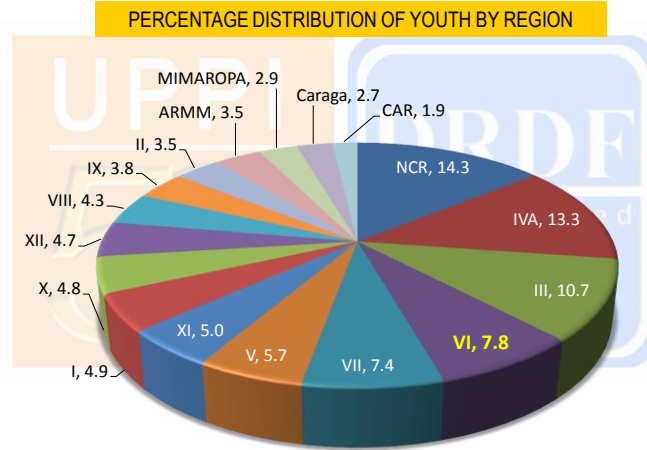
Demographic Research & Development Foundation • University of the Philippines Population Institute



**Number and percent of youth population:
Philippines and Region VI**



Region VI has the 4th biggest share of the country's youth

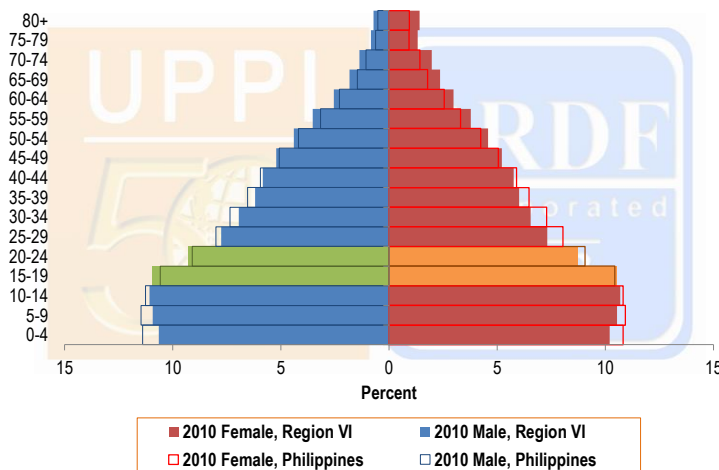


Source: 2010 Census

#YAFS4


Demographic Research & Development Foundation • University of the Philippines Population Institute

Young population in Region VI and in the Philippines as a whole



#YAFS4

Demographic Research & Development Foundation • University of the Philippines Population Institute



Background



- 4th in a series of nationally-representative surveys on Filipino youth 15-24 years old
- Jointly implemented by the
 - Demographic Research & Development Foundation (DRDF)
 - University of the Philippines Population Institute (UPPI)
- Funded by The Australian Government, UNFPA, Department of Health, Philippine Council for Health Research and Development (PCHRD)

#YAFS4

Demographic Research & Development Foundation • University of the Philippines Population Institute

Predecessor surveys

1982 YAFS
(5,240 female respondents)



1994 YAFS
(10,879 male and female respondents)

2002 YAFS

(19,728 male and female respondents)



Demographic Research & Development Foundation • University of the Philippines Population Institute **#YAFS4**

General objective of YAFS4

- To provide updated information on a broad framework of adolescent sexuality and reproductive health issues, their antecedents, and manifestations that will be useful in the design of interventions to safeguard the health and welfare of Filipino youth

Demographic Research & Development Foundation • University of the Philippines Population Institute **#YAFS4**

Survey design

- Sampling design: Multistage stratified random sampling
- Sampling domain: Region
- Sample size per region: About 1,000 respondents
- Respondents: 15-24 years old single and married males and females

#YAFS4

Demographic Research & Development Foundation • University of the Philippines Population Institute

Survey instruments

- **10** survey instruments
 - Household Form
 - 8 Individual Questionnaires for the youth respondents
 - 4 Main Questionnaires (Single Female, Married Female, Single Male, Married Male)
 - 4 Muslim Questionnaires (Single Female, Married Female, Single Male, Married Male)
 - Community Form
- All questionnaires were translated to 6 major languages

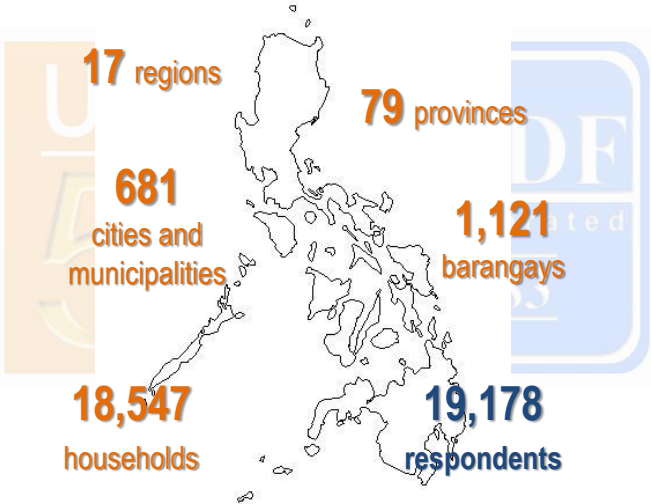
#YAFS4

Demographic Research & Development Foundation • University of the Philippines Population Institute

Main questionnaire contents

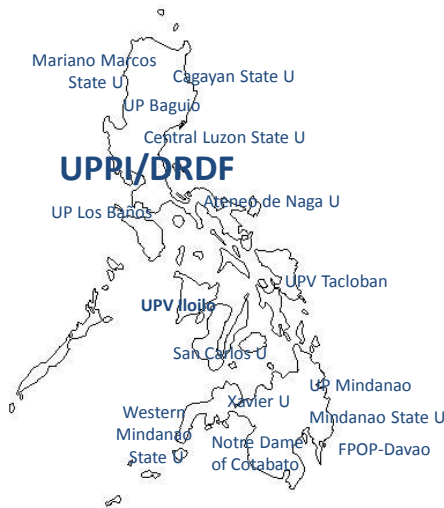
- Block A.** Individual characteristics
- Block B.** Family characteristics and relationships
- Block C.** Self-esteem and values
- Block D.** School, work and community
- Block E.** Media
- Block F.** Friends and peers
- Block G.** Health and lifestyle
- Block H.** Marriage
- Block I.** Puberty, dating and sex
- Block J.** Fertility and contraception
- Block K.** Knowledge and attitudes towards marriage, sex and related issues
- Block L.** Reproductive health

National coverage of YAFS4



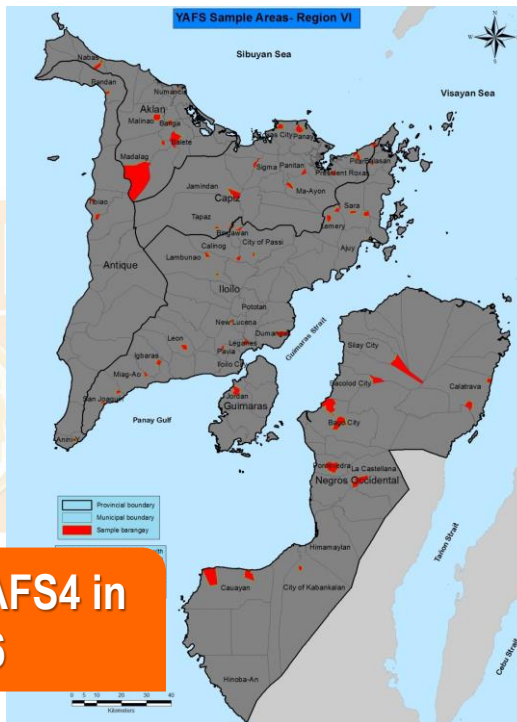
Field implementation

- Fieldwork was conducted in January to May 2013
- Regional network of research and academic institutions were involved in the data collection



Demographic Research & Development Foundation • University of the Philippines Population Institute **YAFS4**

- All 6 provinces
- 47 cities and municipalities
- 65 barangays
- 1,104 households
- 1,082 youth respondents



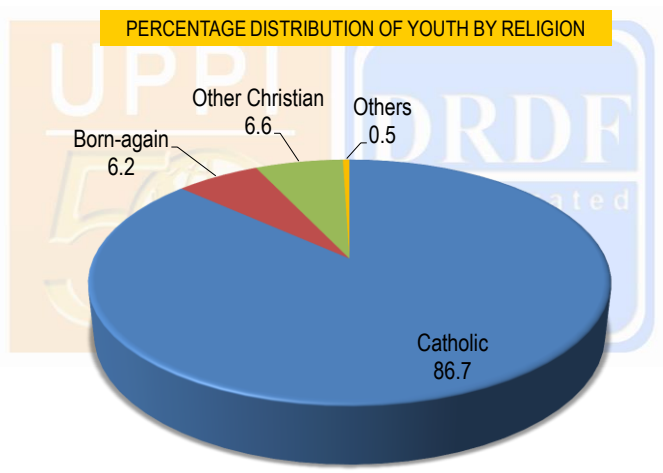
Coverage of YAFS4 in Region 6



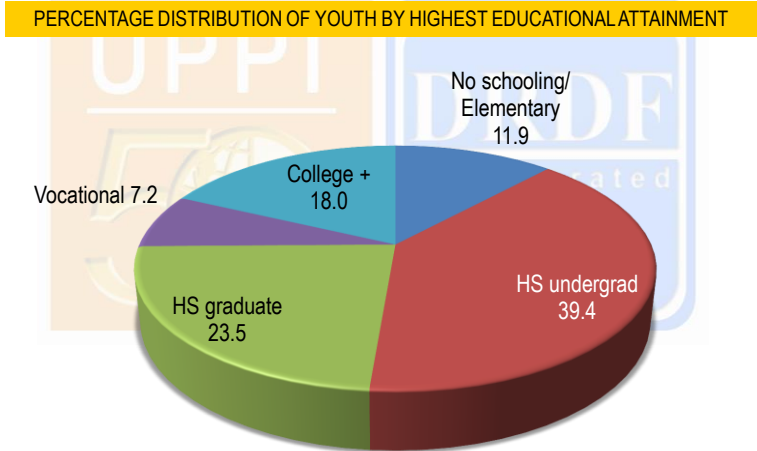
#RegionVIProfile

BACKGROUND CHARACTERISTICS, HEALTH & LIFESTYLE

Majority of Region VI youth are Catholics



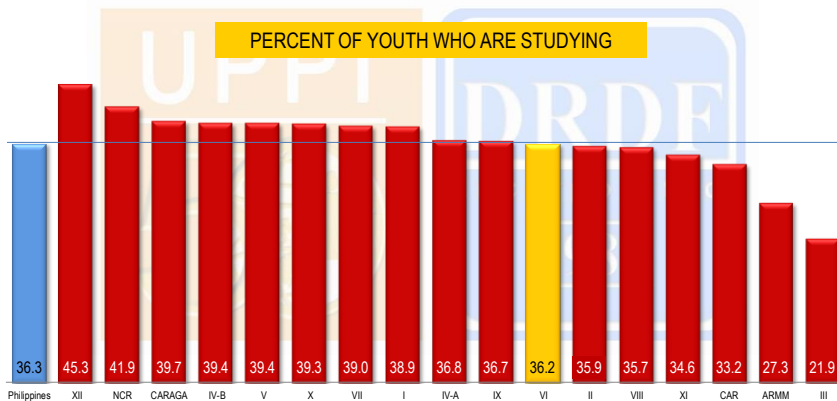
Most Region VI youth have at least some high school education



#YAFS4

Demographic Research & Development Foundation • University of the Philippines Population Institute

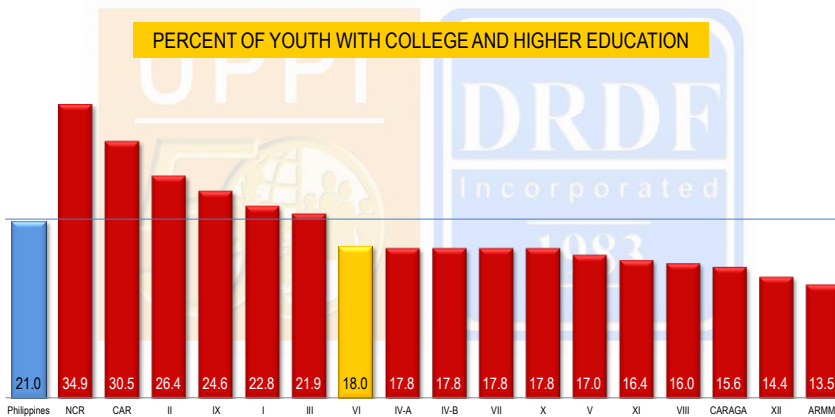
Proportion of studying youth in Region VI is at par with the national level



#YAFS4

Demographic Research & Development Foundation • University of the Philippines Population Institute

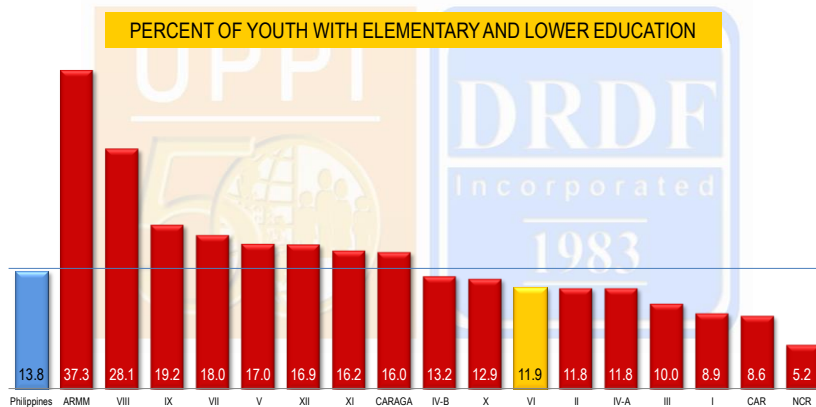
Proportion of youth with college and higher education is below the national level



#YAFS4

Demographic Research & Development Foundation • University of the Philippines Population Institute

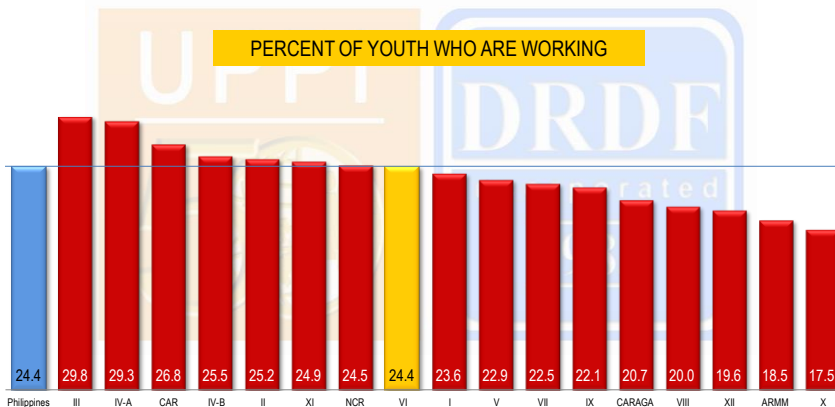
Proportion of youth with elementary and lower education is also relatively low



#YAFS4

Demographic Research & Development Foundation • University of the Philippines Population Institute

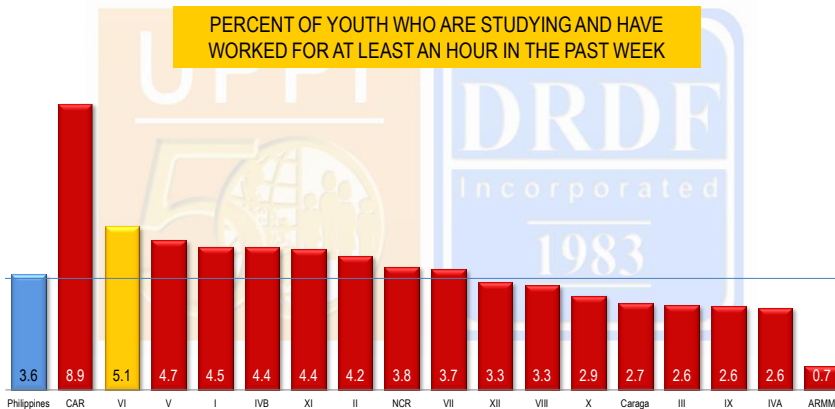
1 in 4 Region VI youth is working



#YAFS4

Demographic Research & Development Foundation • University of the Philippines Population Institute

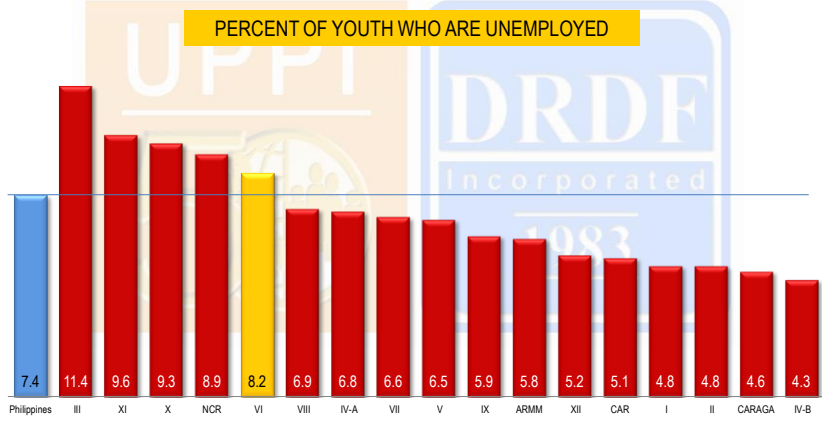
Region VI's proportion of working students is 2nd highest in the country



#YAFS4

Demographic Research & Development Foundation • University of the Philippines Population Institute

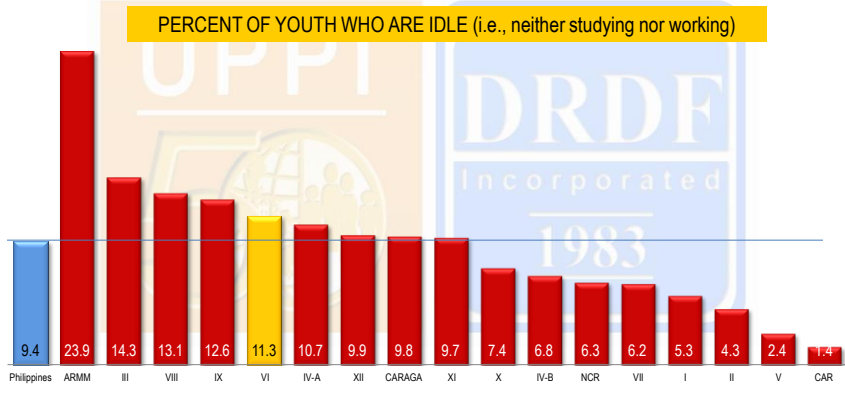
Unemployment among Region VI youth is 5th highest in the country



#YAFS4

Demographic Research & Development Foundation • University of the Philippines Population Institute

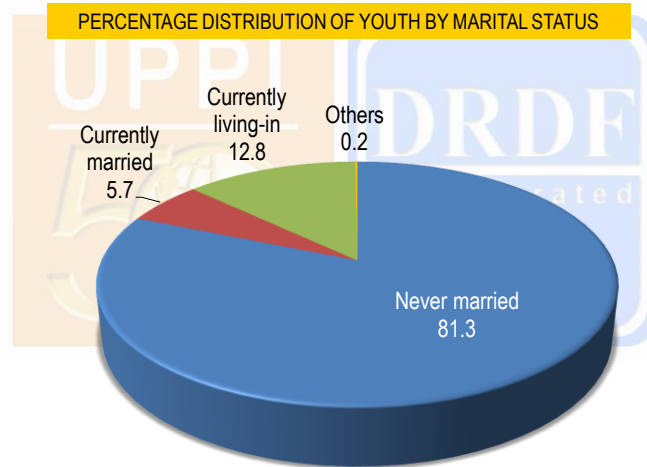
Proportion of youth who are idle is the 5th highest in the country



#YAFS4

Demographic Research & Development Foundation • University of the Philippines Population Institute

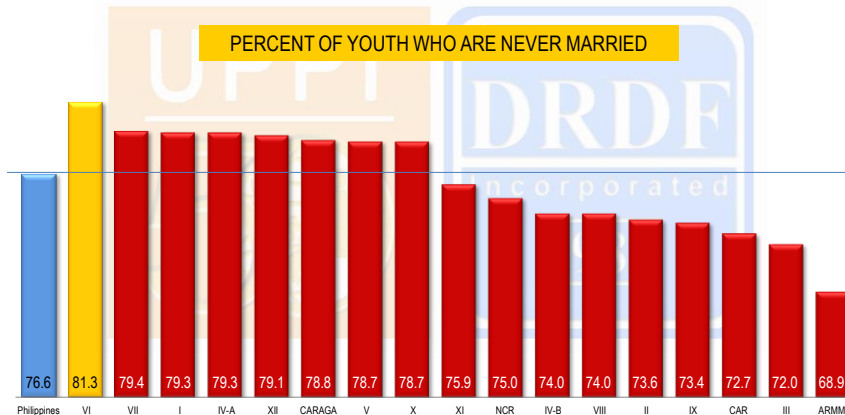
More Region VI youth are in a live-in arrangement than in a formal union



#YAFS4

Demographic Research & Development Foundation • University of the Philippines Population Institute

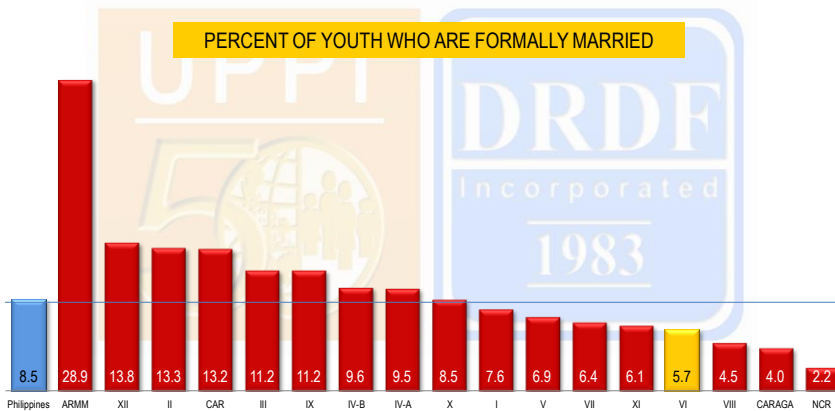
Region VI has the highest proportion of never married youth



#YAFS4

Demographic Research & Development Foundation • University of the Philippines Population Institute

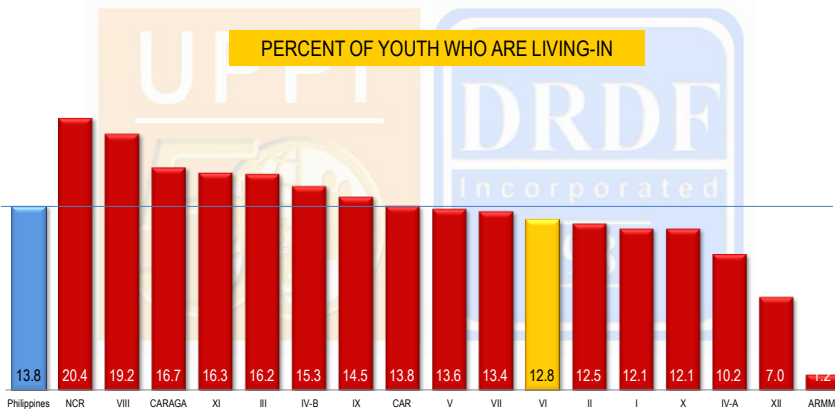
Proportion of Region VI youth who are formally married is 4th lowest in the country



#YAFS4

Demographic Research & Development Foundation • University of the Philippines Population Institute

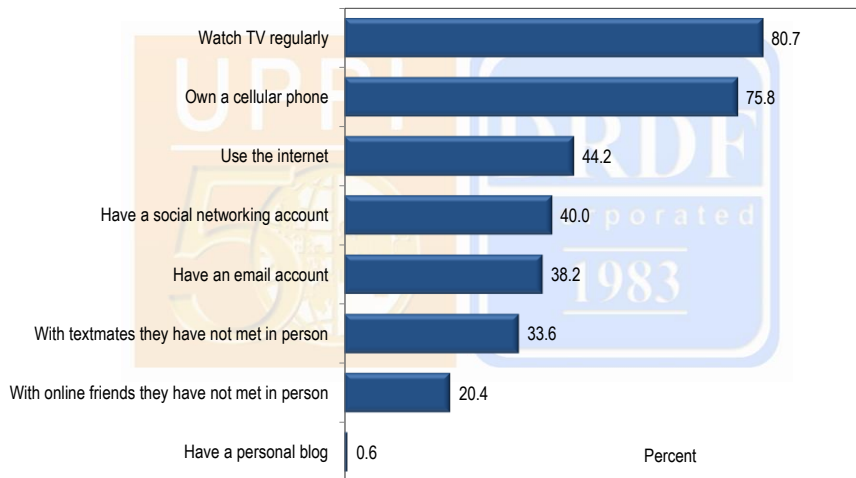
Proportion of youth who are in a live-in arrangement is below the national level



#YAFS4

Demographic Research & Development Foundation • University of the Philippines Population Institute

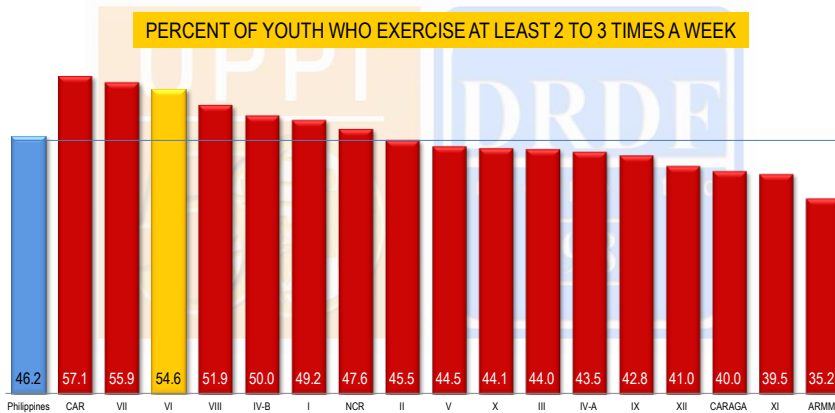
Region VI youth are digitally wired



#YAFS4

Demographic Research & Development Foundation • University of the Philippines Population Institute

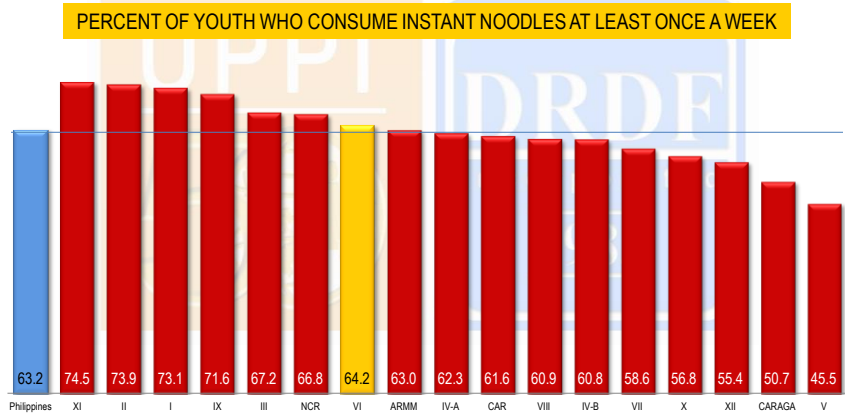
Proportion of Region VI youth who exercise at least 2 to 3 times a week is the 3rd highest in the country



#YAFS4

Demographic Research & Development Foundation • University of the Philippines Population Institute

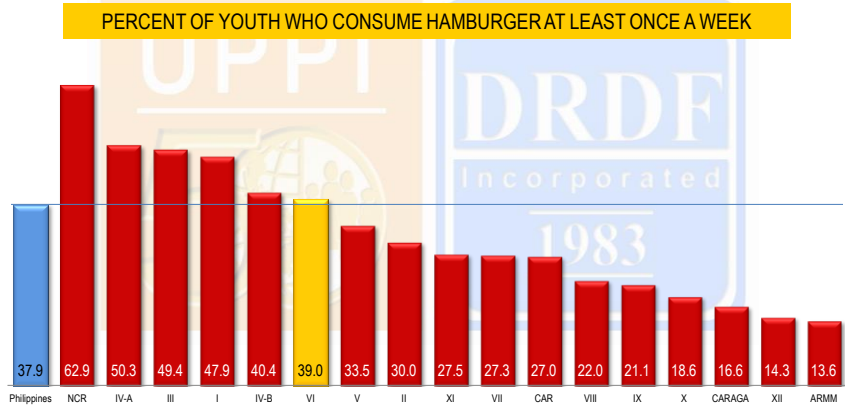
2 in 3 Region VI youth consume instant noodles at least once a week



#YAFS4

Demographic Research & Development Foundation • University of the Philippines Population Institute

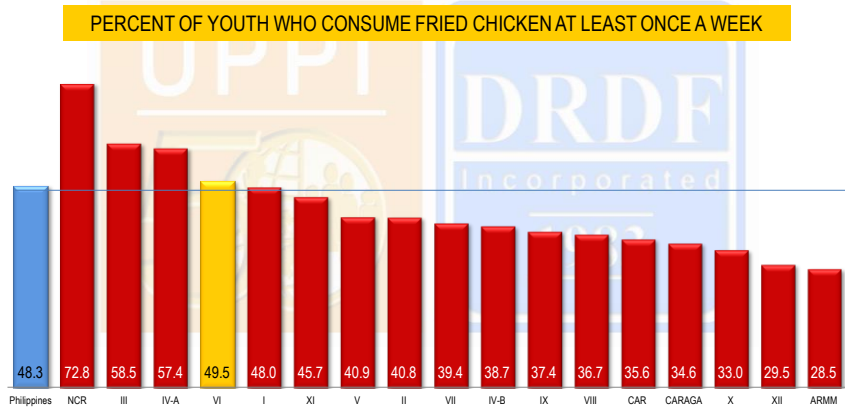
2 in 5 Region VI youth consume hamburger at least once a week



#YAFS4

Demographic Research & Development Foundation • University of the Philippines Population Institute

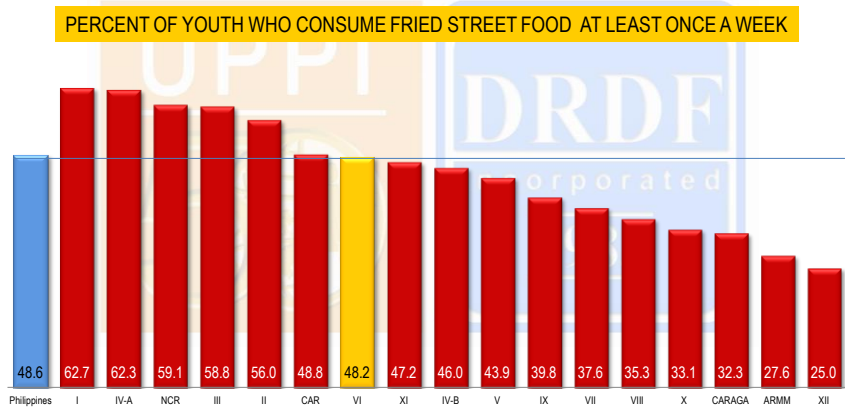
Consumption of fried chicken among Region VI youth is 4th highest in the country



#YAFS4

Demographic Research & Development Foundation • University of the Philippines Population Institute

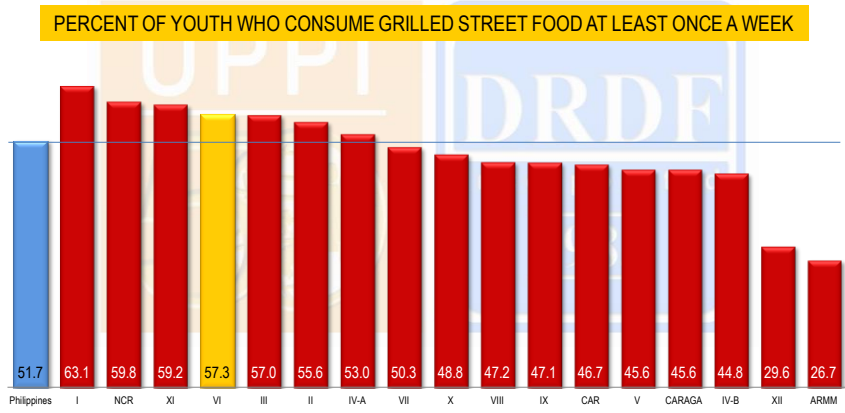
Nearly half of Region VI youth eat fried street food at least once a week



#YAFS4

Demographic Research & Development Foundation • University of the Philippines Population Institute

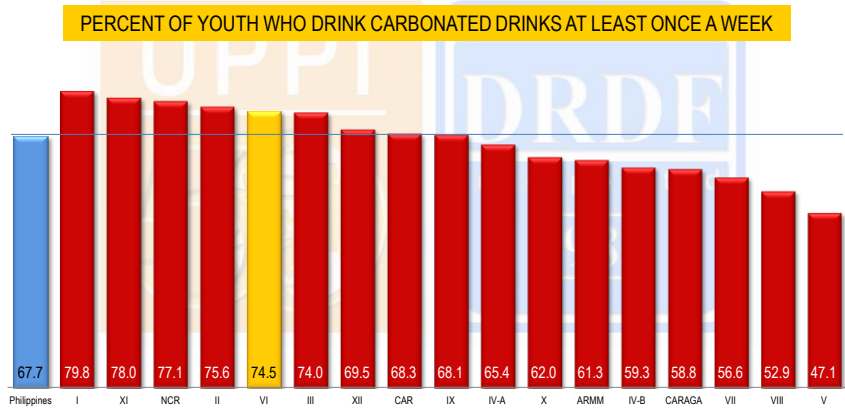
Proportion of Region VI youth who eat grilled street food at least once a week is 4th highest



#YAFS4

Demographic Research & Development Foundation • University of the Philippines Population Institute

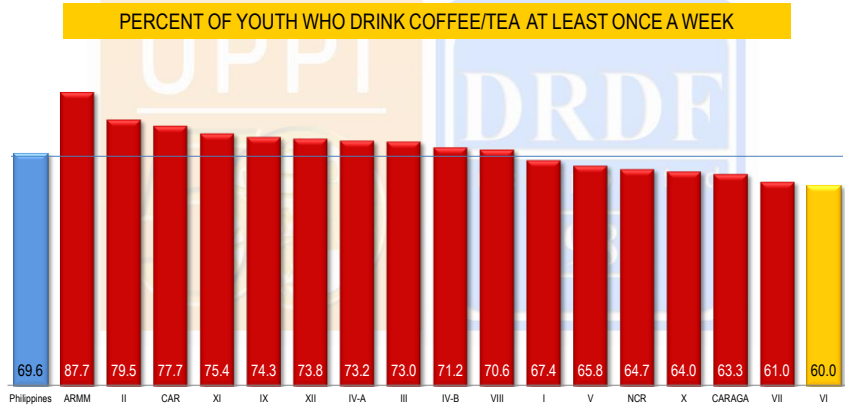
Level of drinking carbonated drinks is 5th highest among Region VI youth



#YAFS4

Demographic Research & Development Foundation • University of the Philippines Population Institute

Level of drinking coffee/tea is lowest among Region VI youth

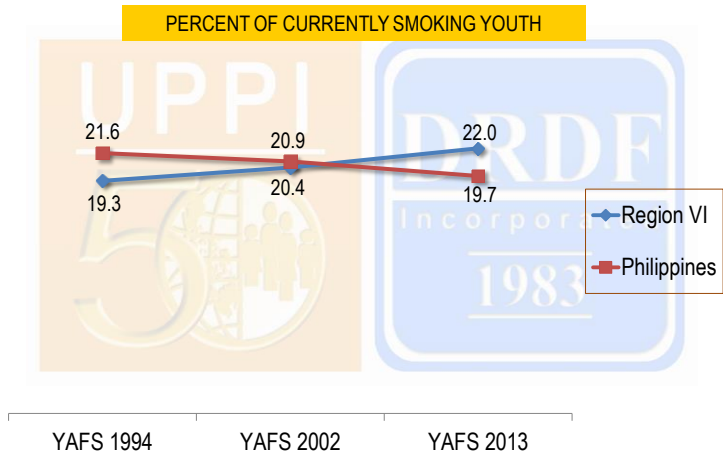


Demographic Research & Development Foundation • University of the Philippines Population Institute **#YAFS4**

#BisyoAtbp

NONSEXUAL RISK BEHAVIOR

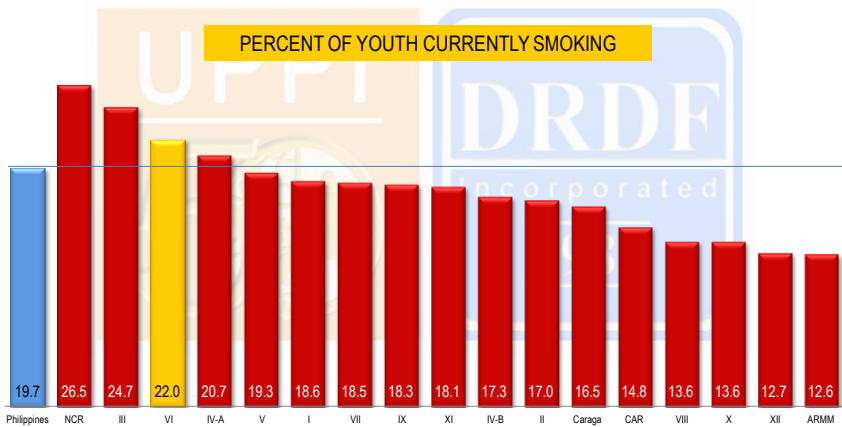
Rising prevalence of smoking among Region VI youth



#YAFS4

Demographic Research & Development Foundation • University of the Philippines Population Institute

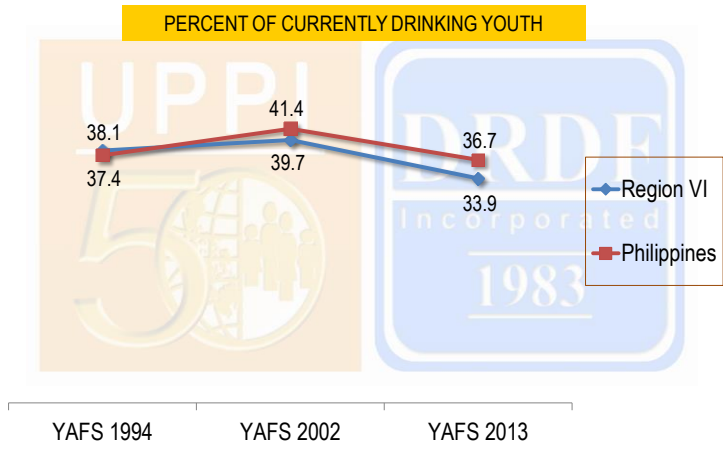
Proportion of currently smoking Region VI youth is the 3rd highest in the country



#YAFS4

Demographic Research & Development Foundation • University of the Philippines Population Institute

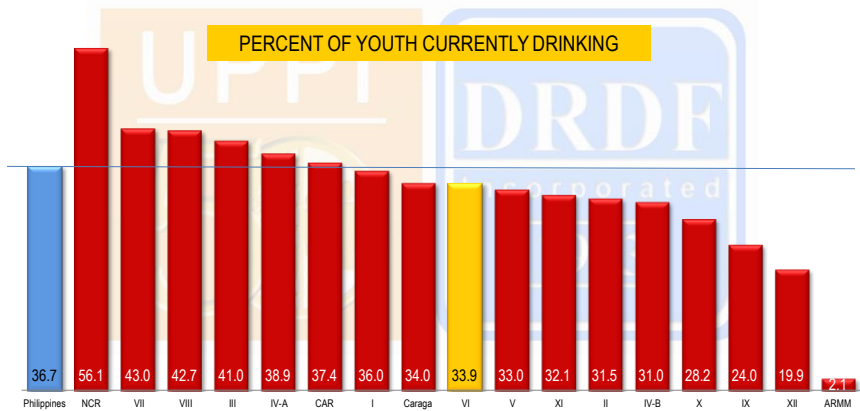
Decline in the proportion of currently drinking youth in the past decade



#YAFS4

Demographic Research & Development Foundation • University of the Philippines Population Institute

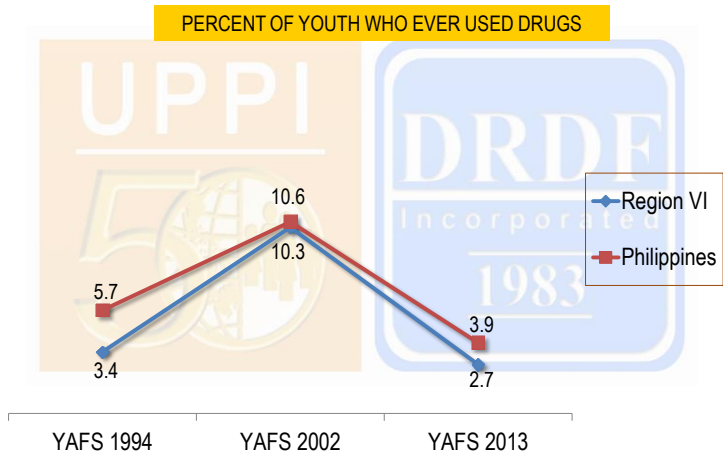
1 in 3 Region VI youth are currently drinking



#YAFS4

Demographic Research & Development Foundation • University of the Philippines Population Institute

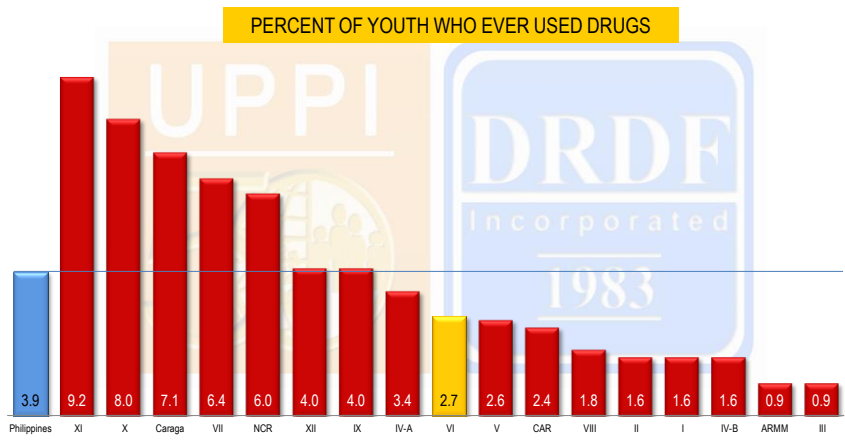
Decline in the proportion of youth who ever used drugs in the past decade



#YAFS4

Demographic Research & Development Foundation • University of the Philippines Population Institute

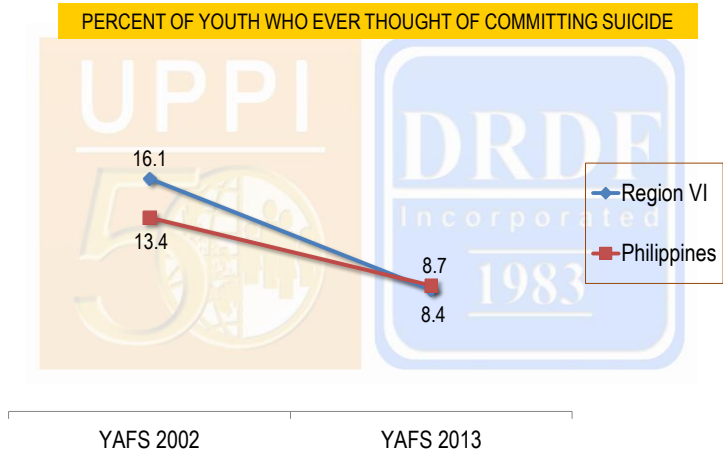
Proportion of Region VI youth who ever used drugs is below the national level



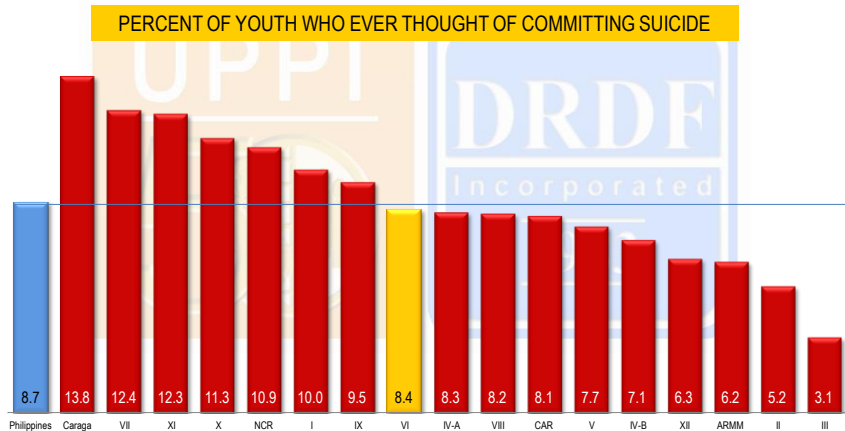
#YAFS4

Demographic Research & Development Foundation • University of the Philippines Population Institute

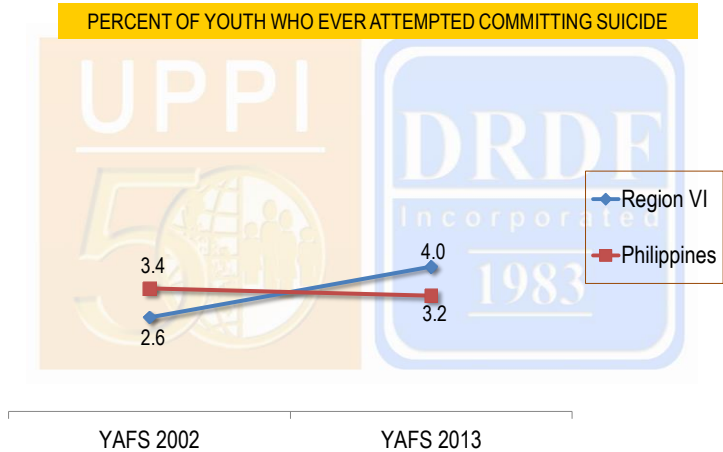
Decreased proportion of youth who ever thought of committing suicide



Proportion of Region VI youth who ever contemplated suicide is below the national level



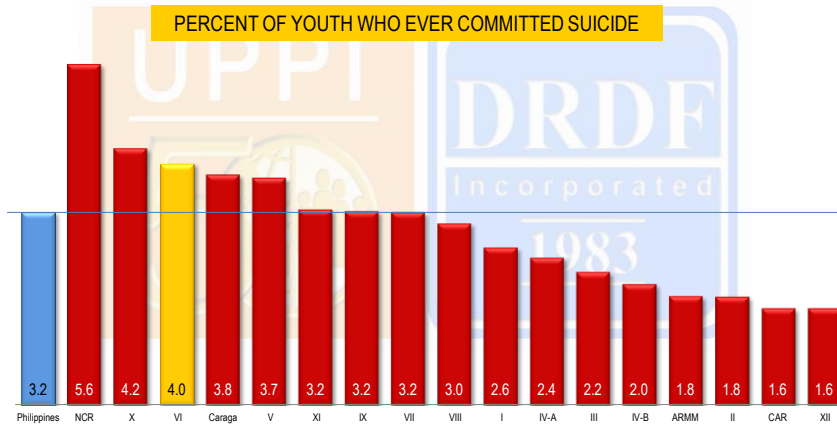
Rise in the proportion of Region VI youth who ever attempted suicide



#YAFS4

Demographic Research & Development Foundation • University of the Philippines Population Institute

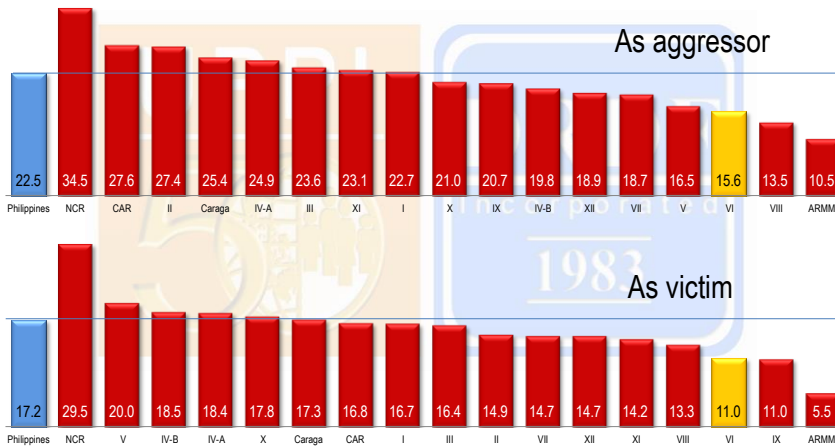
Proportion of Region VI youth who attempted suicide is the 3rd highest in the country



#YAFS4

Demographic Research & Development Foundation • University of the Philippines Population Institute

Proportions of Region VI youth who have been aggressors and victims of violence are both the 3rd lowest in the country

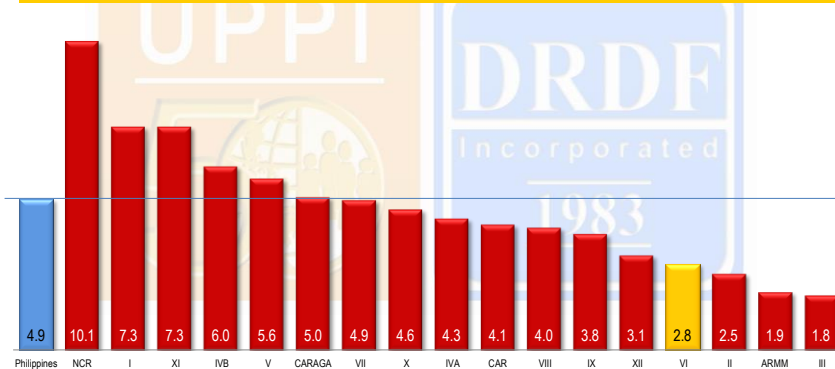


#YAFS4

Demographic Research & Development Foundation • University of the Philippines Population Institute


Proportion of youth who experienced harassment using technology is the 4th lowest in the country

PERCENT OF YOUTH WHO EXPERIENCED HARASSMENT WITH THE USE OF TECHNOLOGY

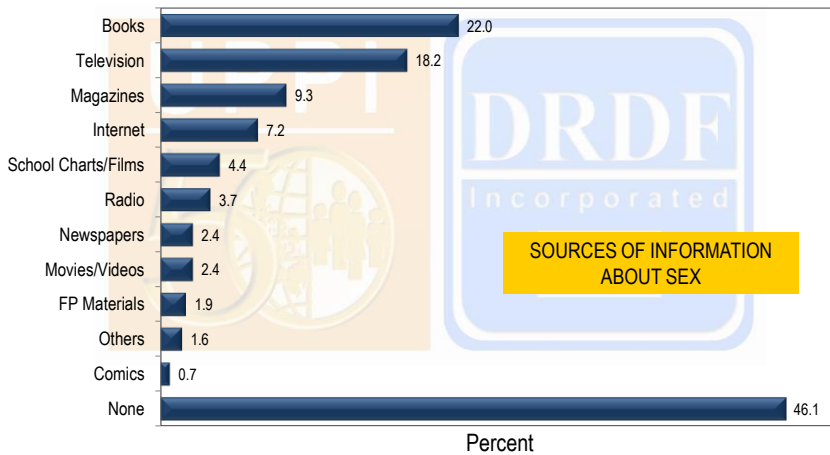


#YAFS4

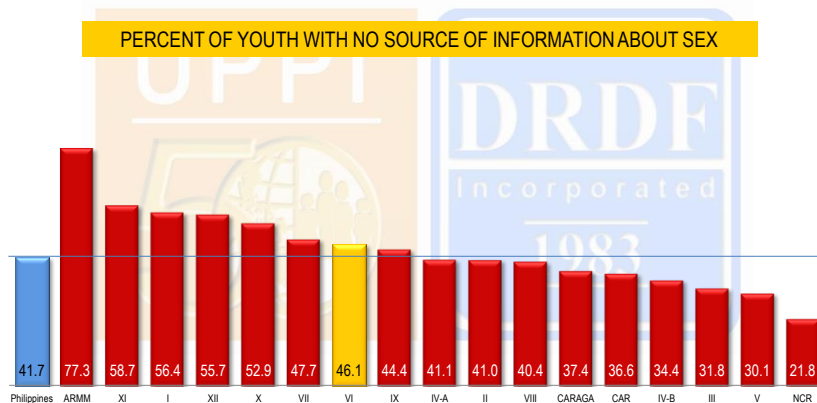
Demographic Research & Development Foundation • University of the Philippines Population Institute



Nearly half of Region VI youth do not have any source of information about sex



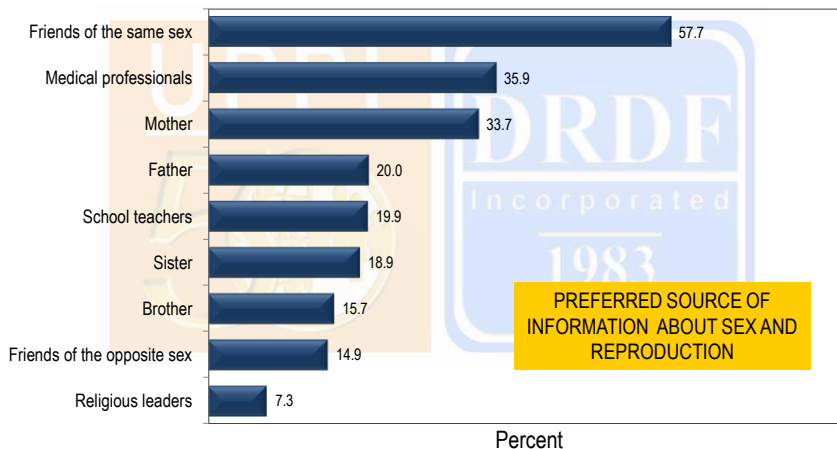
Proportion of youth without any source of information about sex is above the national level



#YAFS4

Demographic Research & Development Foundation • University of the Philippines Population Institute

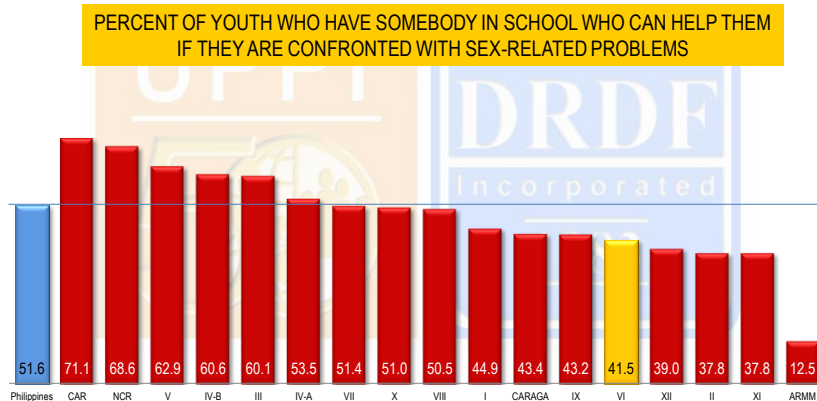
Friends of the same sex, medical professionals, and mothers are Region VI youth's most preferred sources of information about sex and reproduction



#YAFS4

Demographic Research & Development Foundation • University of the Philippines Population Institute

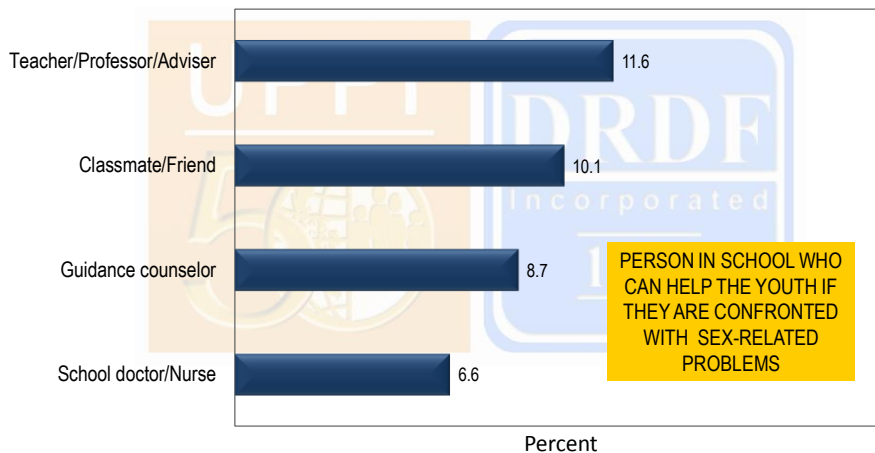
Proportion of youth who can find help in school regarding sex-related problems is the 5th lowest in the country



#YAFS4

Demographic Research & Development Foundation • University of the Philippines Population Institute

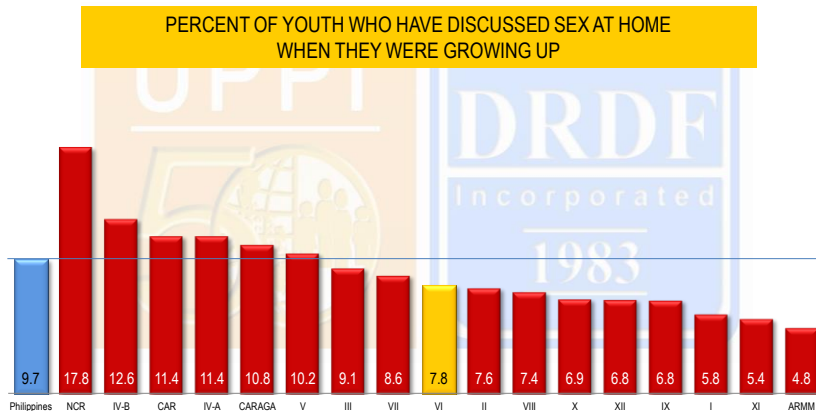
Most Region VI youth identified their teachers as the persons who can help them if they have any sex-related problem



#YAFS4

Demographic Research & Development Foundation • University of the Philippines Population Institute

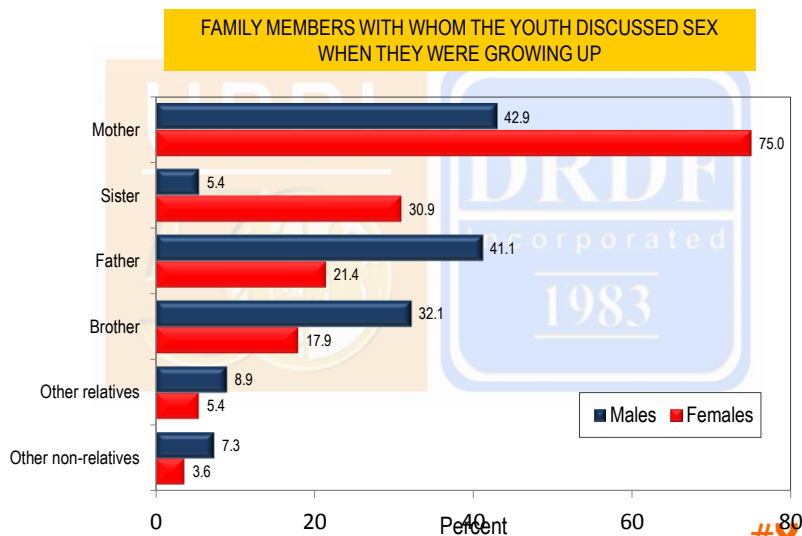
Only 8 in 100 Region VI youth have discussed sex at home while growing up



#YAFS4

Demographic Research & Development Foundation • University of the Philippines Population Institute

Most youth discuss sex at home with their mothers



#YAFS4

Demographic Research & Development Foundation • University of the Philippines Population Institute

SUMMARY

Profile of Region VI youth

- Proportion studying is at par with the national level. % with elementary and lower education and % with college and higher education are both below the national level
- 24.4 percent are working which is also at par with the national level
- 5.1 percent are working students, the 2nd highest in the country
- 8.2 percent are unemployed and 11.3 percent are idle - both the 5th highest in the country
- 5.7 percent are formally married and 12.8 percent are in a live-in arrangement

#YAFS4

Demographic Research & Development Foundation • University of the Philippines Population Institute

SUMMARY

Media exposure of Region VI youth

- Very high use of new information technology
 - Use the internet: 44.2%
 - With a social media account: 40%
 - With an email account: 38.2%
 - With online friends they have not met personally: 20.4%
 - Own a cellular phone: 75.8%
 - With textmates they have not met personally: 33.6%

Health and lifestyle of Region VI youth

- 54.6% exercise at least 2-3 times a week, the 3rd highest in the country
- High consumers of unhealthy foods and drinks

#YAFS4

Demographic Research & Development Foundation • University of the Philippines Population Institute

SUMMARY

Non-sexual risk behaviors of Region VI youth

- Rise in the % who are currently smoking, decline in the % who are into drinking and drugs
- Of the estimated 1,491,782 Region VI youth in 2013:
 - Around 328,000 are currently smoking
 - Around 506,000 are currently drinking
 - Around 40,000 have ever used drugs
- Proportion who ever thought of committing suicide (8.4%) has decreased
- Proportion who ever attempted suicide (4.0%) has increased and is the 3rd highest in the country
- Proportions who have been aggressors and victims of violence are both the 3rd lowest in the country

#YAFS4

Demographic Research & Development Foundation • University of the Philippines Population Institute

SUMMARY

Sources of information about sex of Region VI youth

- Among those who have some sources of information about sex, most rely on books, TV, and magazines
- Friends (particularly of the same sex), medical professionals, and mothers are the persons they will turn to if they have questions about sex or confronted with any sex-related problem
- The majority (46.1%) who rely on themselves for information about sex is a cause for concern
- Very little discussion of sex at home
 - Most youth whether male or female discuss sex at home with their mothers

#YAFS4

Demographic Research & Development Foundation • University of the Philippines Population Institute

#ThankYou!



YAFS4

Young Adult Fertility & Sexuality Study

- www.drdf.org.ph
- yafs4@drdf.org.ph
- www.facebook.com/yafs4